

Annexure - P

-1-


THE SARASWATI KUNJ COOPERATIVE HOUSE BUILDING SOCIETY LTD

WAZIRABAD, (GURGAON).

FINANCIAL DATA

INDEX

SR NO.	ANNEXURE TYPE	REMARKS
1	ANNEXURE – P	BALANCE SHEET FROM 01-04-1982 TO 29-12-2004 (CONSOLIDATE)
2	ANNEXURE – P(1)	PROFIT & LOSS ACCOUNT FROM 01-04-1982 TO 29-12-2004 (CONSOLIDATE)
3	ANNEXURE – P(2)	TRIAL BALANCE FROM 01-04-1982 TO 29-12-2004 (CONSOLIDATE)
4	ANNEXURE – P(3) (I) TO (XXI)	BALANCE SHEET, PROFIT & LOSS ACCOUNT AND TRAIL BALANCE (YEAR WISE)
5	ANNEXURE – P(4)	SUSPENCE ACCOUNT DETAIL
6	ANNEXURE – P(5)	LAND PURCHASED ACCOUNT DETAIL
7	ANNEXURE – P(6)	DEPOSITED ASSETS (FDR'S) DETAIL
8	ANNEXURE – P(7)	SUNDRY DEBTORS ACCOUNT DETAIL
9	ANNEXURE – P(8)	BANK ACCOUNT BALANCE DETAIL
10	ANNEXURE – P(9)	REGISTRY & STAMP DUTY DETAIL
11	ANNEXURE – P(10)	CHEQUE RETURN FROM BANK BUT THE NAME OF THE MEMBER NOT MENTIONED IN THE CASH CUM DAY BOOK.



Annexure - P -2-

ANNEXURE - P

The Saraswati Kunj Co-Op House Building Society Ltd

Balance Sheet

1-Apr-1982 to 29-Dec-2004

Date:- 02-Aug-2017

Liabilities	Amount	Assets	Amount
Capital Account	1035000.00	Current Liabilities	2110000.00
MEMBERS SHARE	1035000.00	Sundry Creditors	
Loans (Liability)	4289836486.00	Suspense Account	2110000.00
LAND COST	4289836486.00	TDS PAYABLE	
Loan Against FDR Canara Bank		Fixed Assets	1306292429.23
		Construction of Rainy Well A/c	1650000.00
		Construction of Tubewell Exp	6200000.00
		FURNITURE A/C	2600.00
		Land Purchase A/c	1298439829.23
		Current Assets	2437923506.92
		Closing Stock	
		Deposits (Asset)	979550000.00
		Sundry Debtors	988737575.90
		Cash-in-hand	12551462.37
		Bank Accounts	457084468.65
		REGISTRY & STAMP DUTY	
		Profit & Loss A/c	544545549.85
		Opening Balance	
		Current Period	544545549.85
Total	4290871486.00	Total	4290871486.00

NOTE :-The accounts prepared as per available record furnished by the society. Society had not furnished the receipts books, cash cum day book for the year 1999-2000 and bank statements. The personal accounts of the members segregated with the photocopies of receipts issued to the members available in the personal files of the members because the names not found written in the cash book of the society as one membership number given to more than one. Moreover the detail of cheques received from the members and in which bank these cheques were deposited is not written in the cash cum day book. So Bank Balances, Sundry debtors, Cash in Hand and Land purchased details are not verifiable.

Accounts Prepared by



The Saraswati Kunj Commission



Annexure - P (1) -3-

ANNEXURE - P(1)

The Saraswati Kunj Co-Op House Building Society Ltd

Profit & Loss A/c


1-Apr-1982 to 29-Dec-2004

DATE:- 02-Aug-2017

Particulars	AMOUNT	Particulars	AMOUNT
Indirect Expenses	610317212.70	Direct Incomes	147330.00
ACCOUNTING CHARGE	1169000.00	ADMISSION FEE	146370.00
ADVERTISEMENT EXP.	1985619.00	Commercial Deposit A/c	960.00
AGM EXP.	284908.50	Indirect Incomes	65624332.85
AUDIT FEE	49705.00	INTEREST RECEIVED	63416885.85
BANK CHARGES	220362.70	Interest Received on FDR	2207447.00
Bank Guarantee	1005860.00	Nett Loss	544545549.85
COMMISSION PAID A/C	418300.00		
Conveyance Exp.	7005042.93		
DEVELOPEMENT CHARGES	176261018.00		
DIRECTOR TOWN & COUNTRY PLANNER	1965000.00		
DONATION A/C	580000.00		
Electricity Exp	28586572.00		
GENERAL CHARGES	2643137.38		
HUDA A/C	333435411.00		
Int Paid on Land Cost	468200.00		
INTT PAID ON LOAN	1696229.00		
Legal Exp	1130200.00		
MISC.EXPENDITURE	503653.22		
OFFICE MAINTAINENCE	987644.00		
OFFICE RENT	571000.00		
POSTAGE	632234.00		
PRINTING & STATIONARY	1482410.55		
Professional Charges	2212500.00		
Refresment Exp	90990.00		
Revenue Tax	1480935.00		
SALARIES EXP.	2042919.25		
Security Guard Salary	38166127.97		
Staff Welfare Exp	922554.00		
STATIONARY EXP.	8075.20		
Telephone Exp.	17207.00		
TRAVELLING EXP.	1314797.00		
Watchman Salary	979600.00		
Total	610317212.70	Total	610317212.70

NOTE:-The accounts prepared as per available record furnished by the society. Society had not furnished the receipts books, cash cum day book for the year 1999-2000 and bank statements. The personal accounts of the members segregated with the photocopies of receipts issued to the members available in the personal files of the members because the names not found written in the cash book of the society as one membership number given to more than one. Moreover the detail of cheques received from the members and in which bank these cheques were deposited is not written in the cash cum day book. So Bank Balances, Sundry debtors, Cash in Hand and Land purchased details are not verifiable.

Accounts Prepared By



The Saraswati Kunj Commission



Office in Charge Station Manager

Annexure - P (2)

-4-
ANNEXURE - P(2)



The Saraswati Kunj Co-Op House Building Society Ltd

Trial Balance

1-Apr-1982 to 29-Dec-2004

Date:- 02-Aug-2017

Particulars	Opening	Transactions		Closing
	Balance	Debit	Credit	Balance
Capital Account		332200.00	1367200.00	1035000.00 Cr
MEMBERS SHARE		332200.00	1367200.00	1035000.00 Cr
Loans (Liability)		1038024602.00	5327861088.00	4289836486.00 Cr
LAND COST		1002024602.00	5291861088.00	4289836486.00 Cr
Loan Against FDR Canara Bank		36000000.00	36000000.00	
Current Liabilities		4423719.00	2313719.00	2110000.00 Dr
Sundry Creditors		3700.00	3700.00	
Suspense Account		2710000.00	600000.00	2110000.00 Dr
TDS PAYABLE		1710019.00	1710019.00	
Fixed Assets		1306292429.23		1306292429.23 Dr
Construction of Rainy Well A/c		1650000.00		1650000.00 Dr
Construction of Tubewell Exp		6200000.00		6200000.00 Dr
FURNITURE A/C		2600.00		2600.00 Dr
Land Purchase A/c		1298439829.23		1298439829.23 Dr
Current Assets		10489823796.43	8051900289.51	2437923506.92 Dr
Deposits (Asset)		1030724600.00	51174600.00	979550000.00 Dr
Sundry Debtors		2243456933.50	1254719357.60	988737575.90 Dr
Cash-in-hand		343652717.00	331101254.63	12551462.37 Dr
Bank Accounts		6756650612.30	6299566143.65	457084468.65 Dr
REGISTRY & STAMP DUTY		115338933.63	115338933.63	
Direct Incomes		10.00	147340.00	147330.00 Cr
ADMISSION FEE		10.00	146380.00	146370.00 Cr
Commercial Deposit A/c			960.00	960.00 Cr
Indirect Incomes			65624332.85	65624332.85 Cr
INTEREST RECEIVED			63416885.85	63416885.85 Cr
Interest Received on FDR			2207447.00	2207447.00 Cr
Indirect Expenses		610379702.70	62490.00	610317212.70 Dr
ACCOUNTING CHARGE		1169000.00		1169000.00 Dr
ADVERTISEMENT EXP.		1985619.00		1985619.00 Dr
AGM EXP.		284908.50		284908.50 Dr
AUDIT FEE		49705.00		49705.00 Dr
BANK CHARGES		220852.70	490.00	220362.70 Dr
Bank Guarantee		1005860.00		1005860.00 Dr
COMMISSION PAID A/C		418300.00		418300.00 Dr
Conveyance Exp.		7005042.93		7005042.93 Dr
DEVELOPEMENT CHARGES		176261018.00		176261018.00 Dr
DIRECTOR TOWN & COUNTRY PLANNER		1965000.00		1965000.00 Dr



P(2) -5-

The Saraswati Kunj Co-Op House Building Society Ltd


Trial Balance

1-Apr-1982 to 29-Dec-2004

Date:- 02-Aug-2017

Particulars	Opening	Transactions		Closing
	Balance	Debit	Credit	Balance
DONATION A/C		580000.00		580000.00 Dr
Electricity Exp		28586572.00		28586572.00 Dr
GENERAL CHARGES		2643137.38		2643137.38 Dr
HUDA A/C		333435411.00		333435411.00 Dr
Int Paid on Land Cost		468200.00		468200.00 Dr
INTT PAID ON LOAN		1696229.00		1696229.00 Dr
Land Exp P.T. Survey		62000.00	62000.00	
Legal Exp		1130200.00		1130200.00 Dr
MISC.EXPENDITURE		503653.22		503653.22 Dr
OFFICE MAINTAINENCE		987644.00		987644.00 Dr
OFFICE RENT		571000.00		571000.00 Dr
POSTAGE		632234.00		632234.00 Dr
PRINTING & STATIONARY		1482410.55		1482410.55 Dr
Professional Charges		2212500.00		2212500.00 Dr
Refresment Exp		90990.00		90990.00 Dr
Revenue Tax		1480935.00		1480935.00 Dr
SALARIES EXP.		2042919.25		2042919.25 Dr
Security Guard Salary		38166127.97		38166127.97 Dr
Staff Welfare Exp		922554.00		922554.00 Dr
STATIONARY EXP.		8075.20		8075.20 Dr
Telephone Exp.		17207.00		17207.00 Dr
TRAVELLING EXP.		1314797.00		1314797.00 Dr
Watchman Salary		979600.00		979600.00 Dr
Grand Total		13449276459.36	13449276459.36	

NOTE :-The accounts prepared as per available record furnished by the society. Society had not furnished the receipts books, cash cum day book for the year 1999-2000 and bank statements. The personal accounts of the members segregated with the photocopies of receipts issued to the members available in the personal files of the members because the names not found written in the cash book of the society as one membership number given to more than one. Moreover the detail of cheques received from the members and in which bank these cheques were deposited is not written in the cash cum day book. So Bank Balances, Sundry debtors, Cash in Hand and Land purchased details are not

Accounts Prepared By


The Saraswati Kunj Commission

 Office in-charge, Osm Manager


Annexure - P (3) (i)

The Saraswati Kunj Co-Op House Building Society Ltd

Balance Sheet

1-Apr-1982 to 30-Jun-1985

Liabilities	as at 30-Jun-1985		Assets	as at 30-Jun-1985
Capital Account		10,500.00	Fixed Assets	
MEMBERS SHARE	<u>10,500.00</u>			
Loans (Liability)		10,500.00	Current Assets	21,980.10
LAND COST	<u>10,500.00</u>		Closing Stock	
Current Liabilities			Cash-in-hand	19,680.10
			Bank Accounts	<u>2,300.00</u>
Profit & Loss A/c		980.10		
Opening Balance				
Current Period	<u>980.10</u>			
Total		21,980.10	Total	21,980.10




The Saraswati Kunj Co-Op House Building Society Ltd

Profit & Loss A/c

1-Apr-1982 to 30-Jun-1985

Particulars	1-Apr-1982 to 30-Jun-1985	Particulars	1-Apr-1982 to 30-Jun-1985
Indirect Expenses	79.90	Direct Incomes	1,060.00
MISC. EXPENDITURE	<u>79.90</u>	ADMISSION FEE	<u>1,060.00</u>
Nett Profit	980.10	Indirect Incomes	
Total	1,060.00	Total	1,060.00




The Saraswati Kunj Co-Op House Building Society Ltd

Trial Balance

1-Apr-1982 to 30-Jun-1985

	Opening Balance	Transactions		Closing Balance
		Debit	Credit	
Capital Account				
MEMBERS SHARE		100.00	10,600.00	10,500.00 Cr
Loans (Liability)				
LAND COST		100.00	10,600.00	10,500.00 Cr
Current Assets				
Cash-in-hand		24,560.00	2,579.90	21,980.10 Dr
Bank Accounts		22,260.00	2,579.90	19,680.10 Dr
		2,300.00		2,300.00 Dr
Direct Incomes				
ADMISSION FEE			1,060.00	1,060.00 Cr
			1,060.00	1,060.00 Cr
Indirect Expenses				
MISC. EXPENDITURE		79.90		79.90 Dr
		79.90		79.90 Dr
Grand Total		24,839.90	24,839.90	



Faint, illegible text from the reverse side of the page is visible through the paper.

-9- P (3) (ii)

The Saraswati Kunj Co-Op House Building Society Ltd

Balance Sheet

1-Jul-1985 to 30-Jun-1986

Liabilities	as at 30-Jun-1986	Assets	as at 30-Jun-1986
Capital Account	15,500.00	Fixed Assets	
MEMBERS SHARE	<u>15,500.00</u>	Current Assets	32,584.19
Loans (Liability)	15,500.00	Closing Stock	
LAND COST	<u>15,500.00</u>	Cash-in-hand	30,170.10
Current Liabilities		Bank Accounts	<u>2,414.09</u>
Profit & Loss A/c	1,584.19		
Opening Balance	980.10		
Current Period	<u>604.09</u>		
Total	32,584.19	Total	32,584.19



The Saraswati Kunj Co-Op House Building Society Ltd

Profit & Loss A/c

1-Jul-1985 to 30-Jun-1986

Particulars	1-Jul-1985 to 30-Jun-1986	Particulars	1-Jul-1985 to 30-Jun-1986
Indirect Expenses	200.00	Direct Incomes	500.00
AUDIT FEE	<u>200.00</u>	ADMISSION FEE	<u>500.00</u>
Nett Profit	604.09	Indirect Incomes	304.09
		INTEREST RECEIVED	<u>304.09</u>
Total	804.09	Total	804.09





- 11 -

The Saraswati Kunj Co-Op House Building Society Ltd

Trial Balance

1-Jul-1985 to 30-Jun-1986

	Opening Balance	Transactions		Closing Balance
		Debit	Credit	
Capital Account	10,500.00 Cr		5,000.00	15,500.00 Cr
MEMBERS SHARE	10,500.00 Cr		5,000.00	15,500.00 Cr
Loans (Liability)	10,500.00 Cr		5,000.00	15,500.00 Cr
LAND COST	10,500.00 Cr		5,000.00	15,500.00 Cr
Current Assets	21,980.10 Dr	12,914.09	2,310.00	32,584.19 Dr
Cash-in-hand	19,680.10 Dr	10,500.00	10.00	30,170.10 Dr
Bank Accounts	2,300.00 Dr	2,414.09	2,300.00	2,414.09 Dr
Direct Incomes			500.00	500.00 Cr
ADMISSION FEE			500.00	500.00 Cr
Indirect Incomes			304.09	304.09 Cr
INTEREST RECEIVED			304.09	304.09 Cr
Indirect Expenses		200.00		200.00 Dr
AUDIT FEE		200.00		200.00 Dr
Profit & Loss A/c	980.10 Cr			980.10 Cr
Grand Total		13,114.09	13,114.09	



Faint, illegible text from the reverse side of the page is visible through the paper, including terms like "MEMBERS SHARE", "LAND COST", "Cash-in-hand", "Bank Accounts", "ADMISSION FEE", "INTEREST RECEIVED", "AUDIT FEE", and "Profit & Loss A/c".



-12- P (3) (iii)

The Saraswati Kunj Co-Op House Building Society Ltd

Balance Sheet

1-Jul-1986 to 30-Jun-1987

Liabilities	as at 30-Jun-1987	Assets	as at 30-Jun-1987
Capital Account	43,100.00	Fixed Assets	
MEMBERS SHARE	<u>43,100.00</u>	Current Assets	92,001.16
Loans (Liability)	43,100.00	Closing Stock	
LAND COST	<u>43,100.00</u>	Cash-in-hand	53,930.10
Current Liabilities		Bank Accounts	<u>38,071.06</u>
Profit & Loss A/c	5,801.16		
Opening Balance	1,584.19		
Current Period	<u>4,216.97</u>		
Total	92,001.16	Total	92,001.16





The Saraswati Kunj Co-Op House Building Society Ltd

Profit & Loss A/c

1-Jul-1986 to 30-Jun-1987

Particulars	1-Jul-1986 to 30-Jun-1987	Particulars	1-Jul-1986 to 30-Jun-1987
Indirect Expenses	400.00	Direct Incomes	2,760.00
AUDIT FEE	<u>400.00</u>	ADMISSION FEE	<u>2,760.00</u>
Nett Profit	4,216.97	Indirect Incomes	1,856.97
		INTEREST RECEIVED	<u>1,856.97</u>
Total	4,616.97	Total	4,616.97




-14-

The Saraswati Kunj Co-Op House Building Society Ltd

Trial Balance

1-Jul-1986 to 30-Jun-1987

	Opening Balance	Transactions		Closing Balance
		Debit	Credit	
Capital Account	15,500.00 Cr		27,600.00	43,100.00 Cr
MEMBERS SHARE	15,500.00 Cr		27,600.00	43,100.00 Cr
Loans (Liability)	15,500.00 Cr		27,600.00	43,100.00 Cr
LAND COST	15,500.00 Cr		27,600.00	43,100.00 Cr
Current Assets	32,584.19 Dr	93,816.97	34,400.00	92,001.16 Dr
Cash-in-hand	30,170.10 Dr	57,960.00	34,200.00	53,930.10 Dr
Bank Accounts	2,414.09 Dr	35,856.97	200.00	38,071.06 Dr
Direct Incomes			2,760.00	2,760.00 Cr
ADMISSION FEE			2,760.00	2,760.00 Cr
Indirect Incomes			1,856.97	1,856.97 Cr
INTEREST RECEIVED			1,856.97	1,856.97 Cr
Indirect Expenses		400.00		400.00 Dr
AUDIT FEE		400.00		400.00 Dr
Profit & Loss A/c	1,584.19 Cr			1,584.19 Cr
Grand Total		94,216.97	94,216.97	



Faint, illegible text from the reverse side of the page is visible through the paper, including terms like 'MEMBERS SHARE', 'LAND COST', 'BANK ACCOUNTS', 'ADMISSION FEE', 'INTEREST RECEIVED', 'AUDIT FEE', and 'Profit & Loss A/c'.


-15- P (3) (iv)

The Saraswati Kunj Co-Op House Building Society Ltd

Balance Sheet

1-Jul-1987 to 30-Jun-1988

Liabilities		as at 30-Jun-1988	Assets		as at 30-Jun-1988
Capital Account		52,800.00	Fixed Assets		
MEMBERS SHARE	<u>52,800.00</u>				
Loans (Liability)		52,800.00	Current Assets		1,12,704.21
LAND COST	<u>52,800.00</u>		Closing Stock		
Current Liabilities			Cash-in-hand	73,850.10	
			Bank Accounts	<u>38,854.11</u>	
Profit & Loss A/c		7,104.21			
Opening Balance	5,801.16				
Current Period	<u>1,303.05</u>				
Total		1,12,704.21	Total		1,12,704.21



The Saraswati Kunj Co-Op House Building Society Ltd

Profit & Loss A/c

1-Jul-1987 to 30-Jun-1988

Particulars	1-Jul-1987 to 30-Jun-1988	Particulars	1-Jul-1987 to 30-Jun-1988
Indirect Expenses	850.00	Direct Incomes	970.00
AUDIT FEE	200.00	ADMISSION FEE	970.00
MISC. EXPENDITURE	650.00	Indirect Incomes	1,183.05
Nett Profit	1,303.05	INTEREST RECEIVED	1,183.05
Total	2,153.05	Total	2,153.05



The Saraswati Kunj Co-Op House Building Society Ltd

Trial Balance

1-Jul-1987 to 30-Jun-1988

	Opening Balance	Transactions		Closing Balance
		Debit	Credit	
Capital Account	43,100.00 Cr		9,700.00	52,800.00 Cr
MEMBERS SHARE	43,100.00 Cr		9,700.00	52,800.00 Cr
Loans (Liability)	43,100.00 Cr		9,700.00	52,800.00 Cr
LAND COST	43,100.00 Cr		9,700.00	52,800.00 Cr
Current Assets	92,001.16 Dr	21,953.05	1,250.00	1,12,704.21 Dr
Cash-in-hand	53,930.10 Dr	20,370.00	450.00	73,850.10 Dr
Bank Accounts	38,071.06 Dr	1,583.05	800.00	38,854.11 Dr
Direct Incomes			970.00	970.00 Cr
ADMISSION FEE			970.00	970.00 Cr
Indirect Incomes			1,183.05	1,183.05 Cr
INTEREST RECEIVED			1,183.05	1,183.05 Cr
Indirect Expenses		850.00		850.00 Dr
AUDIT FEE		200.00		200.00 Dr
MISC. EXPENDITURE		650.00		650.00 Dr
Profit & Loss A/c	5,801.16 Cr			5,801.16 Cr
Grand Total		22,803.05	22,803.05	



MEMBERS SHARE				
LAND COST				
Cash-in-hand				
Bank Accounts				
ADMISSION FEE				
INTEREST RECEIVED				
AUDIT FEE				
MISC. EXPENDITURE				
Profit & Loss A/c				
Grand Total				

-18-P (3) (v)

The Saraswati Kunj Co-Op House Building Society Ltd

Balance Sheet

1-Jul-1988 to 31-Mar-1989

Liabilities		as at 31-Mar-1989	Assets		as at 31-Mar-1989
Capital Account		2,67,900.00	Fixed Assets		2,600.00
MEMBERS SHARE	<u>2,67,900.00</u>		FURNITURE A/C	<u>2,600.00</u>	
Loans (Liability)		64,10,035.00	Current Assets		67,38,244.66
LAND COST	<u>64,10,035.00</u>		Closing Stock		
Current Liabilities			Cash-in-hand	3,36,261.65	
			Bank Accounts	<u>64,01,983.01</u>	
Profit & Loss A/c		62,909.66			
Opening Balance	7,104.21				
Current Period	<u>55,805.45</u>				
Total		67,40,844.66	Total		67,40,844.66




The Saraswati Kunj Co-Op House Building Society Ltd

Profit & Loss A/c

1-Jul-1988 to 31-Mar-1989

Particulars	1-Jul-1988 to 31-Mar-1989	Particulars	1-Jul-1988 to 31-Mar-1989
Indirect Expenses	18,121.45	Direct Incomes	22,470.00
BANK CHARGES	363.00	ADMISSION FEE	22,470.00
MISC. EXPENDITURE	3,000.00		
OFFICE RENT	3,000.00	Indirect Incomes	51,456.90
POSTAGE	3,683.25	INTEREST RECEIVED	51,456.90
STATIONARY EXP.	8,075.20		
Nett Profit	55,805.45		
Total	73,926.90	Total	73,926.90



The Saraswati Kunj Co-Op House Building Society Ltd

Trial Balance

1-Jul-1988 to 31-Mar-1989

	Opening Balance	Transactions		Closing Balance
		Debit	Credit	
Capital Account	52,800.00 Cr			2,67,900.00 Cr
MEMBERS SHARE	52,800.00 Cr	2,000.00	2,17,100.00	2,67,900.00 Cr
Loans (Liability)	52,800.00 Cr			64,10,035.00 Cr
LAND COST	52,800.00 Cr	1,86,040.00	65,43,275.00	64,10,035.00 Cr
Fixed Assets				2,600.00 Dr
FURNITURE A/C		2,600.00		2,600.00 Dr
Current Assets	1,12,704.21 Dr	1,33,06,096.90	66,80,556.45	67,38,244.66 Dr
Cash-in-hand	73,850.10 Dr	5,06,670.00	2,44,258.45	3,36,261.65 Dr
Bank Accounts	38,854.11 Dr	1,27,99,426.90	64,36,298.00	64,01,983.01 Dr
Direct Incomes				22,470.00 Cr
ADMISSION FEE			22,470.00	22,470.00 Cr
Indirect Incomes				51,456.90 Cr
INTEREST RECEIVED			51,456.90	51,456.90 Cr
Indirect Expenses				18,121.45 Dr
BANK CHARGES		363.00		363.00 Dr
MISC. EXPENDITURE		3,000.00		3,000.00 Dr
OFFICE RENT		3,000.00		3,000.00 Dr
POSTAGE		3,683.25		3,683.25 Dr
STATIONARY EXP.		8,075.20		8,075.20 Dr
Profit & Loss A/c	7,104.21 Cr			7,104.21 Cr
Grand Total		1,35,14,858.35	1,35,14,858.35	



Capital Account
 MEMBERS SHARE
 Loans (Liability)
 LAND COST
 Fixed Assets
 FURNITURE A/C
 Current Assets
 Cash-in-hand
 Bank Accounts
 Direct Incomes
 ADMISSION FEE
 Indirect Incomes
 INTEREST RECEIVED
 Indirect Expenses
 BANK CHARGES
 MISC. EXPENDITURE
 OFFICE RENT
 POSTAGE
 STATIONARY EXP.
 Profit & Loss A/c

52,800.00 Cr
 52,800.00 Cr
 52,800.00 Cr
 52,800.00 Cr
 2,600.00
 2,600.00
 1,12,704.21 Dr
 73,850.10 Dr
 38,854.11 Dr
 22,470.00
 22,470.00
 51,456.90
 51,456.90
 18,121.45
 363.00
 3,000.00
 3,000.00
 3,683.25
 8,075.20
 7,104.21 Cr
 1,35,14,858.35
 1,35,14,858.35


-21- P (3) (vi)

The Saraswati Kunj Co-Op House Building Society Ltd

Balance Sheet

1-Apr-1989 to 31-Mar-1990

Liabilities		as at 31-Mar-1990	Assets		as at 31-Mar-1990
Capital Account		3,27,600.00	Fixed Assets		2,600.00
MEMBERS SHARE	3,27,600.00		FURNITURE A/C	2,600.00	
Loans (Liability)		1,76,41,340.00	Current Assets		1,82,51,971.78
LAND COST	1,76,41,340.00		Closing Stock		
Current Liabilities			Sundry Debtors	1,28,00,000.00	
Profit & Loss A/c		2,85,631.78	Cash-in-hand	34,291.57	
Opening Balance	62,909.66		Bank Accounts	46,50,180.21	
Current Period	2,22,722.12		REGISTRY & STAMP DUTY	7,67,500.00	
Total		1,82,54,571.78	Total		1,82,54,571.78




The Saraswati Kunj Co-Op House Building Society Ltd

Profit & Loss A/c

1-Apr-1989 to 31-Mar-1990

Particulars	1-Apr-1989 to 31-Mar-1990	Particulars	1-Apr-1989 to 31-Mar-1990
Indirect Expenses	1,94,448.08	Direct Incomes	7,690.00
ADVERTISEMENT EXP.	10,323.00	ADMISSION FEE	7,000.00
AGM EXP.	14,908.50	Commercial Deposit A/c	690.00
AUDIT FEE	400.00		
BANK CHARGES	1,788.00	Indirect Incomes	4,09,480.20
Conveyance Exp.	5,800.00	INTEREST RECEIVED	4,09,480.20
Electricity Exp	380.00		
GENERAL CHARGES	620.88		
OFFICE RENT	32,000.00		
POSTAGE	18,744.35		
PRINTING & STATIONARY	57,483.35		
SALARIES EXP.	52,000.00		
 Nett Profit	 2,22,722.12		
Total	4,17,170.20	Total	4,17,170.20





PAWAN K. GOYAL & CO.
 CHARTERED ACCOUNTANTS
 GURGAON
 101/102
 103/104
 105/106
 107/108
 109/110
 111/112
 113/114
 115/116
 117/118
 119/120
 121/122
 123/124
 125/126
 127/128
 129/130
 131/132
 133/134
 135/136
 137/138
 139/140
 141/142
 143/144
 145/146
 147/148
 149/150
 151/152
 153/154
 155/156
 157/158
 159/160
 161/162
 163/164
 165/166
 167/168
 169/170
 171/172
 173/174
 175/176
 177/178
 179/180
 181/182
 183/184
 185/186
 187/188
 189/190
 191/192
 193/194
 195/196
 197/198
 199/200
 201/202
 203/204
 205/206
 207/208
 209/210
 211/212
 213/214
 215/216
 217/218
 219/220
 221/222
 223/224
 225/226
 227/228
 229/230
 231/232
 233/234
 235/236
 237/238
 239/240
 241/242
 243/244
 245/246
 247/248
 249/250
 251/252
 253/254
 255/256
 257/258
 259/260
 261/262
 263/264
 265/266
 267/268
 269/270
 271/272
 273/274
 275/276
 277/278
 279/280
 281/282
 283/284
 285/286
 287/288
 289/290
 291/292
 293/294
 295/296
 297/298
 299/300
 301/302
 303/304
 305/306
 307/308
 309/310
 311/312
 313/314
 315/316
 317/318
 319/320
 321/322
 323/324
 325/326
 327/328
 329/330
 331/332
 333/334
 335/336
 337/338
 339/340
 341/342
 343/344
 345/346
 347/348
 349/350
 351/352
 353/354
 355/356
 357/358
 359/360
 361/362
 363/364
 365/366
 367/368
 369/370
 371/372
 373/374
 375/376
 377/378
 379/380
 381/382
 383/384
 385/386
 387/388
 389/390
 391/392
 393/394
 395/396
 397/398
 399/400
 401/402
 403/404
 405/406
 407/408
 409/410
 411/412
 413/414
 415/416
 417/418
 419/420
 421/422
 423/424
 425/426
 427/428
 429/430
 431/432
 433/434
 435/436
 437/438
 439/440
 441/442
 443/444
 445/446
 447/448
 449/450
 451/452
 453/454
 455/456
 457/458
 459/460
 461/462
 463/464
 465/466
 467/468
 469/470
 471/472
 473/474
 475/476
 477/478
 479/480
 481/482
 483/484
 485/486
 487/488
 489/490
 491/492
 493/494
 495/496
 497/498
 499/500
 501/502
 503/504
 505/506
 507/508
 509/510
 511/512
 513/514
 515/516
 517/518
 519/520
 521/522
 523/524
 525/526
 527/528
 529/530
 531/532
 533/534
 535/536
 537/538
 539/540
 541/542
 543/544
 545/546
 547/548
 549/550
 551/552
 553/554
 555/556
 557/558
 559/560
 561/562
 563/564
 565/566
 567/568
 569/570
 571/572
 573/574
 575/576
 577/578
 579/580
 581/582
 583/584
 585/586
 587/588
 589/590
 591/592
 593/594
 595/596
 597/598
 599/600
 601/602
 603/604
 605/606
 607/608
 609/610
 611/612
 613/614
 615/616
 617/618
 619/620
 621/622
 623/624
 625/626
 627/628
 629/630
 631/632
 633/634
 635/636
 637/638
 639/640
 641/642
 643/644
 645/646
 647/648
 649/650
 651/652
 653/654
 655/656
 657/658
 659/660
 661/662
 663/664
 665/666
 667/668
 669/670
 671/672
 673/674
 675/676
 677/678
 679/680
 681/682
 683/684
 685/686
 687/688
 689/690
 691/692
 693/694
 695/696
 697/698
 699/700
 701/702
 703/704
 705/706
 707/708
 709/710
 711/712
 713/714
 715/716
 717/718
 719/720
 721/722
 723/724
 725/726
 727/728
 729/730
 731/732
 733/734
 735/736
 737/738
 739/740
 741/742
 743/744
 745/746
 747/748
 749/750
 751/752
 753/754
 755/756
 757/758
 759/760
 761/762
 763/764
 765/766
 767/768
 769/770
 771/772
 773/774
 775/776
 777/778
 779/780
 781/782
 783/784
 785/786
 787/788
 789/790
 791/792
 793/794
 795/796
 797/798
 799/800
 801/802
 803/804
 805/806
 807/808
 809/810
 811/812
 813/814
 815/816
 817/818
 819/820
 821/822
 823/824
 825/826
 827/828
 829/830
 831/832
 833/834
 835/836
 837/838
 839/840
 841/842
 843/844
 845/846
 847/848
 849/850
 851/852
 853/854
 855/856
 857/858
 859/860
 861/862
 863/864
 865/866
 867/868
 869/870
 871/872
 873/874
 875/876
 877/878
 879/880
 881/882
 883/884
 885/886
 887/888
 889/890
 891/892
 893/894
 895/896
 897/898
 899/900
 901/902
 903/904
 905/906
 907/908
 909/910
 911/912
 913/914
 915/916
 917/918
 919/920
 921/922
 923/924
 925/926
 927/928
 929/930
 931/932
 933/934
 935/936
 937/938
 939/940
 941/942
 943/944
 945/946
 947/948
 949/950
 951/952
 953/954
 955/956
 957/958
 959/960
 961/962
 963/964
 965/966
 967/968
 969/970
 971/972
 973/974
 975/976
 977/978
 979/980
 981/982
 983/984
 985/986
 987/988
 989/990
 991/992
 993/994
 995/996
 997/998
 999/1000

The Saraswati Kunj Co-Op House Building Society Ltd

Trial Balance

1-Apr-1989 to 31-Mar-1990

	Opening Balance	Transactions		Closing Balance
		Debit	Credit	
Capital Account	2,67,900.00 Cr			3,27,600.00 Cr
MEMBERS SHARE	2,67,900.00 Cr	10,300.00	70,000.00	3,27,600.00 Cr
Loans (Liability)	64,10,035.00 Cr			1,76,41,340.00 Cr
LAND COST	64,10,035.00 Cr	2,82,300.00	1,15,13,605.00	1,76,41,340.00 Cr
Fixed Assets	2,600.00 Dr			2,600.00 Dr
FURNITURE A/C	2,600.00 Dr			2,600.00 Dr
Current Assets	67,38,244.66 Dr			1,82,51,971.78 Dr
Sundry Debtors		1,28,00,000.00		1,28,00,000.00 Dr
Cash-in-hand	3,36,261.65 Dr	9,81,090.00	12,83,060.08	34,291.57 Dr
Bank Accounts	64,01,983.01 Dr	2,18,45,201.20	2,35,97,004.00	46,50,180.21 Dr
REGISTRY & STAMP DUTY		7,67,500.00		7,67,500.00 Dr
Direct Incomes			7,690.00	7,690.00 Cr
ADMISSION FEE			7,000.00	7,000.00 Cr
Commercial Deposit A/c			690.00	690.00 Cr
Indirect Incomes			4,09,480.20	4,09,480.20 Cr
INTEREST RECEIVED			4,09,480.20	4,09,480.20 Cr
Indirect Expenses		1,94,448.08		1,94,448.08 Dr
ADVERTISEMENT EXP.		10,323.00		10,323.00 Dr
AGM EXP.		14,908.50		14,908.50 Dr
AUDIT FEE		400.00		400.00 Dr
BANK CHARGES		1,788.00		1,788.00 Dr
Conveyance Exp.		5,800.00		5,800.00 Dr
Electricity Exp		380.00		380.00 Dr
GENERAL CHARGES		620.88		620.88 Dr
OFFICE RENT		32,000.00		32,000.00 Dr
POSTAGE		18,744.35		18,744.35 Dr
PRINTING & STATIONARY		57,483.35		57,483.35 Dr
SALARIES EXP.		52,000.00		52,000.00 Dr
Profit & Loss A/c	62,909.66 Cr			62,909.66 Cr
Grand Total		3,68,80,839.28	3,68,80,839.28	




-24- P (3) (vii)

The Saraswati Kunj Co-Op House Building Society Ltd

Balance Sheet

1-Apr-1990 to 31-Mar-1991

Liabilities	as at 31-Mar-1991	Assets	as at 31-Mar-1991
Capital Account	4,31,900.00	Fixed Assets	5,67,57,803.10
MEMBERS SHARE	<u>4,31,900.00</u>	Construction of Tubewell Exp	22,00,000.00
		FURNITURE A/C	2,600.00
Loans (Liability)	6,86,34,598.30	Land Purchase A/c	<u>5,45,55,203.10</u>
LAND COST	<u>6,86,34,598.30</u>		
		Current Assets	1,24,79,157.53
Current Liabilities		Closing Stock	
		Sundry Debtors	1,09,65,605.90
Profit & Loss A/c	1,70,462.33	Cash-in-hand	11,62,984.87
Opening Balance	2,85,631.78	Bank Accounts	<u>3,50,566.76</u>
Current Period	<u>(-)1,15,169.45</u>		
Total	6,92,36,960.63	Total	6,92,36,960.63



The Saraswati Kunj Co-Op House Building Society Ltd

Profit & Loss A/c

1-Apr-1990 to 31-Mar-1991

Particulars	1-Apr-1990 to 31-Mar-1991	Particulars	1-Apr-1990 to 31-Mar-1991
Indirect Expenses	1,56,147.70	Direct Incomes	13,830.00
AUDIT FEE	200.00	ADMISSION FEE	13,830.00
BANK CHARGES	7,994.00		
Conveyance Exp.	10,226.00	Indirect Incomes	27,148.25
GENERAL CHARGES	12,574.00	INTEREST RECEIVED	27,148.25
MISC. EXPENDITURE	4,536.80		
OFFICE RENT	24,000.00		
POSTAGE	10,578.00		
PRINTING & STATIONARY	50,038.90		
SALARIES EXP.	36,000.00		
		Nett Loss	1,15,169.45
Total	1,56,147.70	Total	1,56,147.70



Faint, illegible text from a ledger or account book, possibly bleed-through from the reverse side of the page. It appears to contain a list of items and their corresponding values, similar to the table above.

The Saraswati Kunj Co-Op House Building Society Ltd

Trial Balance

1-Apr-1990 to 31-Mar-1991

	Opening Balance	Transactions		Closing Balance
		Debit	Credit	
Capital Account	3,27,600.00 Cr			4,31,900.00 Cr
MEMBERS SHARE	3,27,600.00 Cr	25,600.00	1,29,900.00	4,31,900.00 Cr
Loans (Liability)	1,76,41,340.00 Cr			6,86,34,598.30 Cr
LAND COST	1,76,41,340.00 Cr	29,43,800.00	5,39,37,058.30	6,86,34,598.30 Cr
Fixed Assets	2,600.00 Dr	5,67,55,203.10		5,67,57,803.10 Dr
Construction of Tubewell Exp		22,00,000.00		22,00,000.00 Dr
FURNITURE A/C	2,600.00 Dr			2,600.00 Dr
Land Purchase A/c		5,45,55,203.10		5,45,55,203.10 Dr
Current Assets	1,82,51,971.78 Dr	15,85,03,943.60	16,42,76,757.85	1,24,79,157.53 Dr
Sundry Debtors	1,28,00,000.00 Dr	5,05,70,000.00	5,24,04,394.10	1,09,65,605.90 Dr
Cash-in-hand	34,291.57 Dr	71,50,126.00	60,21,432.70	11,62,984.87 Dr
Bank Accounts	46,50,180.21 Dr	9,94,00,508.60	10,37,00,122.05	3,50,566.76 Dr
REGISTRY & STAMP DUTY	7,67,500.00 Dr	13,83,309.00	21,50,809.00	
Direct Incomes			13,830.00	13,830.00 Cr
ADMISSION FEE			13,830.00	13,830.00 Cr
Indirect Incomes			27,148.25	27,148.25 Cr
INTEREST RECEIVED			27,148.25	27,148.25 Cr
Indirect Expenses		1,56,637.70	490.00	1,56,147.70 Dr
AUDIT FEE		200.00		200.00 Dr
BANK CHARGES		8,484.00	490.00	7,994.00 Dr
Conveyance Exp.		10,226.00		10,226.00 Dr
GENERAL CHARGES		12,574.00		12,574.00 Dr
MISC. EXPENDITURE		4,536.80		4,536.80 Dr
OFFICE RENT		24,000.00		24,000.00 Dr
POSTAGE		10,578.00		10,578.00 Dr
PRINTING & STATIONARY		50,038.90		50,038.90 Dr
SALARIES EXP.		36,000.00		36,000.00 Dr
Profit & Loss A/c	2,85,631.78 Cr			2,85,631.78 Cr
Grand Total		21,83,85,184.40	21,83,85,184.40	



27-P (3) (viii)

The Saraswati Kunj Co-Op House Building Society Ltd

Balance Sheet

1-Apr-1991 to 31-Mar-1992

Liabilities	as at 31-Mar-1992	Assets	as at 31-Mar-1992
Capital Account	4,03,600.00	Fixed Assets	8,00,88,833.10
MEMBERS SHARE	<u>4,03,600.00</u>	Construction of Tubewell Exp	62,00,000.00
Loans (Liability)	14,03,84,245.00	FURNITURE A/C	2,600.00
LAND COST	<u>14,03,84,245.00</u>	Land Purchase A/c	<u>7,38,86,233.10</u>
Current Liabilities		Current Assets	6,07,06,790.28
Profit & Loss A/c	7,778.38	Closing Stock	
Opening Balance	1,70,462.33	Sundry Debtors	3,54,04,669.90
Current Period	<u>(-)1,62,683.95</u>	Cash-in-hand	(-)19,47,063.08
		Bank Accounts	<u>2,72,49,183.46</u>
Total	14,07,95,623.38	Total	14,07,95,623.38




The Saraswati Kunj Co-Op House Building Society Ltd

Profit & Loss A/c

1-Apr-1991 to 31-Mar-1992

Particulars	1-Apr-1991 to 31-Mar-1992	Particulars	1-Apr-1991 to 31-Mar-1992
Indirect Expenses	2,23,300.95	Direct Incomes	430.00
AUDIT FEE	13,919.00	ADMISSION FEE	430.00
BANK CHARGES	21,948.00		
Conveyance Exp.	14,160.00	Indirect Incomes	60,187.00
GENERAL CHARGES	10,573.00	INTEREST RECEIVED	60,187.00
Legal Exp	3,700.00		
MISC. EXPENDITURE	44,211.50	Nett Loss	1,62,683.95
OFFICE RENT	26,000.00		
POSTAGE	18,409.00		
PRINTING & STATIONARY	31,380.45		
SALARIES EXP.	39,000.00		
Total	2,23,300.95	Total	2,23,300.95



The Saraswati Kunj Co-Op House Building Society Ltd

Trial Balance

1-Apr-1991 to 31-Mar-1992

	Opening Balance	Transactions		Closing Balance
		Debit	Credit	
Capital Account	4,31,900.00 Cr	28,300.00		4,03,600.00 Cr
MEMBERS SHARE	4,31,900.00 Cr	28,300.00		4,03,600.00 Cr
Loans (Liability)	6,86,34,598.30 Cr	1,07,81,222.00	8,25,30,868.70	14,03,84,245.00 Cr
LAND COST	6,86,34,598.30 Cr	1,07,81,222.00	8,25,30,868.70	14,03,84,245.00 Cr
Current Liabilities		6,03,700.00	6,03,700.00	
Sundry Creditors		3,700.00	3,700.00	
Suspense Account		6,00,000.00	6,00,000.00	
Fixed Assets	5,67,57,803.10 Dr	2,33,31,030.00		8,00,88,833.10 Dr
Construction of Tubewell Exp	22,00,000.00 Dr	40,00,000.00		62,00,000.00 Dr
FURNITURE A/C	2,600.00 Dr			2,600.00 Dr
Land Purchase A/c	5,45,55,203.10 Dr	1,93,31,030.00		7,38,86,233.10 Dr
Current Assets	1,24,79,157.53 Dr	20,47,92,395.70	15,65,64,762.95	6,07,06,790.28 Dr
Sundry Debtors	1,09,65,605.90 Dr	4,05,00,000.00	1,60,60,936.00	3,54,04,669.90 Dr
Cash-in-hand	11,62,984.87 Dr	1,13,30,630.00	1,44,40,677.95	19,47,063.08 Cr
Bank Accounts	3,50,566.76 Dr	14,74,83,271.70	12,05,84,655.00	2,72,49,183.46 Dr
REGISTRY & STAMP DUTY		54,78,494.00	54,78,494.00	
Direct Incomes			430.00	430.00 Cr
ADMISSION FEE			430.00	430.00 Cr
Indirect Incomes			60,187.00	60,187.00 Cr
INTEREST RECEIVED			60,187.00	60,187.00 Cr
Indirect Expenses		2,23,300.95		2,23,300.95 Dr
AUDIT FEE		13,919.00		13,919.00 Dr
BANK CHARGES		21,948.00		21,948.00 Dr
Conveyance Exp.		14,160.00		14,160.00 Dr
GENERAL CHARGES		10,573.00		10,573.00 Dr
Legal Exp		3,700.00		3,700.00 Dr
MISC. EXPENDITURE		44,211.50		44,211.50 Dr
OFFICE RENT		26,000.00		26,000.00 Dr
POSTAGE		18,409.00		18,409.00 Dr
PRINTING & STATIONARY		31,380.45		31,380.45 Dr
SALARIES EXP.		39,000.00		39,000.00 Dr
Profit & Loss A/c	1,70,462.33 Cr			1,70,462.33 Cr
Grand Total		23,97,59,948.65	23,97,59,948.65	



30- P (3) (ix)

The Saraswati Kunj Co-Op House Building Society Ltd

Balance Sheet

1-Apr-1992 to 31-Mar-1993

Liabilities		as at 31-Mar-1993	Assets		as at 31-Mar-1993
Capital Account		3,95,400.00	Fixed Assets		10,10,01,333.10
MEMBERS SHARE		<u>3,95,400.00</u>	Construction of Rainy Well A/c	8,50,000.00	
			Construction of Tubewell Exp	62,00,000.00	
Loans (Liability)		15,31,96,520.00	FURNITURE A/C	2,600.00	
LAND COST		<u>15,31,96,520.00</u>	Land Purchase A/c	<u>9,39,48,733.10</u>	
Current Liabilities			Current Assets		5,30,70,791.43
Profit & Loss A/c		4,80,204.53	Closing Stock		
Opening Balance	7,778.38		Deposits (Asset)	50,000.00	
Current Period	<u>4,72,426.15</u>		Sundry Debtors	3,78,06,869.90	
			Cash-in-hand	1,04,77,649.07	
			Bank Accounts	<u>47,36,272.46</u>	
Total		15,40,72,124.53	Total		15,40,72,124.53




-31-

The Saraswati Kunj Co-Op House Building Society Ltd

Profit & Loss A/c

1-Apr-1992 to 31-Mar-1993

Particulars	1-Apr-1992 to 31-Mar-1993	Particulars	1-Apr-1992 to 31-Mar-1993
Indirect Expenses	2,85,291.85	Direct Incomes	6,000.00
ADVERTISEMENT EXP.	3,390.00	ADMISSION FEE	5,730.00
BANK CHARGES	6,389.00	Commercial Deposit A/c	270.00
Conveyance Exp.	37,252.00		
GENERAL CHARGES	14,267.50	Indirect Incomes	7,51,718.00
Land Exp P.T. Survey	(-)4,000.00	INTEREST RECEIVED	7,51,718.00
Legal Exp	62,000.00		
MISC. EXPENDITURE	32,663.00		
OFFICE RENT	26,000.00		
POSTAGE	29,180.00		
PRINTING & STATIONARY	33,298.35		
SALARIES EXP.	39,000.00		
TRAVELLING EXP.	5,852.00		
Nett Profit	4,72,426.15		
Total	7,57,718.00	Total	7,57,718.00





-32-

The Saraswati Kunj Co-Op House Building Society Ltd

Trial Balance

1-Apr-1992 to 31-Mar-1993

	Opening Balance	Transactions		Closing Balance
		Debit	Credit	
Capital Account	4,03,600.00 Cr			3,95,400.00 Cr
MEMBERS SHARE	4,03,600.00 Cr	18,200.00	10,000.00	3,95,400.00 Cr
Loans (Liability)	14,03,84,245.00 Cr			15,31,96,520.00 Cr
LAND COST	14,03,84,245.00 Cr	90,78,175.00	2,18,90,450.00	15,31,96,520.00 Cr
Fixed Assets	8,00,88,833.10 Dr	2,09,12,500.00		10,10,01,333.10 Dr
Construction of Rainy Well A/c		8,50,000.00		8,50,000.00 Dr
Construction of Tubewell Exp	62,00,000.00 Dr			62,00,000.00 Dr
FURNITURE A/C	2,600.00 Dr			2,600.00 Dr
Land Purchase A/c	7,38,86,233.10 Dr	2,00,62,500.00		9,39,48,733.10 Dr
Current Assets	6,07,06,790.28 Dr	9,07,83,588.00	9,84,19,586.85	5,30,70,791.43 Dr
Deposits (Asset)		50,000.00		50,000.00 Dr
Sundry Debtors	3,54,04,669.90 Dr	2,19,14,700.00	1,95,12,500.00	3,78,06,869.90 Dr
Cash-in-hand	19,47,063.08 Cr	1,45,24,590.00	20,99,877.85	1,04,77,649.07 Dr
Bank Accounts	2,72,49,183.46 Dr	5,42,94,298.00	7,68,07,209.00	47,36,272.46 Dr
Direct Incomes			6,000.00	6,000.00 Cr
ADMISSION FEE			5,730.00	5,730.00 Cr
Commercial Deposit A/c			270.00	270.00 Cr
Indirect Incomes			7,51,718.00	7,51,718.00 Cr
INTEREST RECEIVED			7,51,718.00	7,51,718.00 Cr
Indirect Expenses		3,47,291.85	62,000.00	2,85,291.85 Dr
ADVERTISEMENT EXP.		3,390.00		3,390.00 Dr
BANK CHARGES		6,389.00		6,389.00 Dr
Conveyance Exp.		37,252.00		37,252.00 Dr
GENERAL CHARGES		14,267.50		14,267.50 Dr
Land Exp P.T. Survey		58,000.00	62,000.00	4,000.00 Cr
Legal Exp		62,000.00		62,000.00 Dr
MISC. EXPENDITURE		32,663.00		32,663.00 Dr
OFFICE RENT		26,000.00		26,000.00 Dr
POSTAGE		29,180.00		29,180.00 Dr
PRINTING & STATIONARY		33,298.35		33,298.35 Dr
SALARIES EXP.		39,000.00		39,000.00 Dr
TRAVELLING EXP.		5,852.00		5,852.00 Dr
Profit & Loss A/c	7,778.38 Cr			7,778.38 Cr
Grand Total		12,11,39,754.85	12,11,39,754.85	



-33- P (3) (x)

The Saraswati Kunj Co-Op House Building Society Ltd

Balance Sheet

1-Apr-1993 to 31-Mar-1994

Liabilities		Assets	
as at 31-Mar-1994		as at 31-Mar-1994	
Capital Account	3,94,300.00	Fixed Assets	11,39,27,955.10
MEMBERS SHARE	<u>3,94,300.00</u>	Construction of Rainy Well A/c	16,50,000.00
		Construction of Tubewell Exp	62,00,000.00
Loans (Liability)	15,45,22,520.00	FURNITURE A/C	2,600.00
LAND COST	<u>15,45,22,520.00</u>	Land Purchase A/c	<u>10,60,75,355.10</u>
Current Liabilities		Current Assets	4,13,35,760.23
Profit & Loss A/c	3,46,895.33	Closing Stock	
Opening Balance	4,80,204.53	Deposits (Asset)	50,000.00
Current Period	<u>(-1,33,309.20)</u>	Sundry Debtors	3,37,80,247.90
		Cash-in-hand	1,10,68,739.87
		Bank Accounts	<u>(-35,63,227.54)</u>
Total	15,52,63,715.33	Total	15,52,63,715.33




The Saraswati Kunj Co-Op House Building Society Ltd

Profit & Loss A/c

1-Apr-1993 to 31-Mar-1994

Particulars	1-Apr-1993 to 31-Mar-1994	Particulars	1-Apr-1993 to 31-Mar-1994
Indirect Expenses	1,34,669.20	Direct Incomes	1,360.00
Conveyance Exp.	11,466.93	ADMISSION FEE	<u>1,360.00</u>
GENERAL CHARGES	10,799.00	Indirect Incomes	
MISC EXPENDITURE	1,407.77		
OFFICE RENT	22,000.00	Nett Loss	1,33,309.20
POSTAGE	11,407.00		
PRINTING & STATIONARY	10,623.50		
SALARIES EXP.	55,000.00		
TRAVELLING EXP.	<u>11,965.00</u>		
Total	1,34,669.20	Total	1,34,669.20



Faint, illegible text from the reverse side of the paper is visible through the page.


-35-

The Saraswati Kunj Co-Op House Building Society Ltd

Trial Balance

1-Apr-1993 to 31-Mar-1994

	Opening Balance	Transactions		Closing Balance
		Debit	Credit	
Capital Account	3,95,400.00 Cr			3,94,300.00 Cr
MEMBERS SHARE	3,95,400.00 Cr	11,100.00	10,000.00	3,94,300.00 Cr
Loans (Liability)	15,31,96,520.00 Cr			15,45,22,520.00 Cr
LAND COST	15,31,96,520.00 Cr	31,99,400.00	45,25,400.00	15,45,22,520.00 Cr
Fixed Assets	10,10,01,333.10 Dr	1,29,26,622.00		11,39,27,955.10 Dr
Construction of Rainy Well A/c	8,50,000.00 Dr	8,00,000.00		16,50,000.00 Dr
Construction of Tubewell Exp	62,00,000.00 Dr			62,00,000.00 Dr
FURNITURE A/C	2,600.00 Dr			2,600.00 Dr
Land Purchase A/c	9,39,48,733.10 Dr	1,21,26,622.00		10,60,75,355.10 Dr
Current Assets	5,30,70,791.43 Dr	2,97,30,960.00	4,14,65,991.20	4,13,35,760.23 Dr
Deposits (Asset)	50,000.00 Dr			50,000.00 Dr
Sundry Debtors	3,78,06,869.90 Dr	1,51,95,400.00	1,92,22,022.00	3,37,80,247.90 Dr
Cash-in-hand	1,04,77,649.07 Dr	11,06,360.00	5,15,269.20	1,10,68,739.87 Dr
Bank Accounts	47,36,272.46 Dr	1,34,29,200.00	2,17,28,700.00	35,63,227.54 Cr
Direct Incomes			1,360.00	1,360.00 Cr
ADMISSION FEE			1,360.00	1,360.00 Cr
Indirect Expenses		1,34,669.20		1,34,669.20 Dr
Conveyance Exp.		11,466.93		11,466.93 Dr
GENERAL CHARGES		10,799.00		10,799.00 Dr
MISC. EXPENDITURE		1,407.77		1,407.77 Dr
OFFICE RENT		22,000.00		22,000.00 Dr
POSTAGE		11,407.00		11,407.00 Dr
PRINTING & STATIONARY		10,623.50		10,623.50 Dr
SALARIES EXP.		55,000.00		55,000.00 Dr
TRAVELLING EXP.		11,965.00		11,965.00 Dr
Profit & Loss A/c	4,80,204.53 Cr			4,80,204.53 Cr
Grand Total		4,60,02,751.20	4,60,02,751.20	



Capital Account
MEMBERS SHARE
Loans (Liability)
LAND COST
Fixed Assets
Construction of Rainy Well A/c
Construction of Tubewell Exp
FURNITURE A/C
Land Purchase A/c
Current Assets
Deposits (Asset)
Sundry Debtors
Cash-in-hand
Bank Accounts
Direct Incomes
ADMISSION FEE
Indirect Expenses
Conveyance Exp.
GENERAL CHARGES
MISC. EXPENDITURE
OFFICE RENT
POSTAGE
PRINTING & STATIONARY
SALARIES EXP.
TRAVELLING EXP.
Profit & Loss A/c
Grand Total

-36- P (3) (xi)

The Saraswati Kunj Co-Op House Building Society Ltd

Balance Sheet

1-Apr-1994 to 31-Mar-1995

Liabilities	as at 31-Mar-1995	Assets	as at 31-Mar-1995
Capital Account	6,84,600.00	Fixed Assets	12,85,06,080.10
MEMBERS SHARE	<u>6,84,600.00</u>	Construction of Rainy Well A/c	16,50,000.00
		Construction of Tubewell Exp	62,00,000.00
Loans (Liability)	27,95,33,970.00	FURNITURE A/C	2,600.00
LAND COST	<u>27,95,33,970.00</u>	Land Purchase A/c	<u>12,06,53,480.10</u>
Current Liabilities		Current Assets	15,21,08,117.08
Profit & Loss A/c	3,95,627.18	Closing Stock	
Opening Balance	3,46,895.33	Deposits (Asset)	50,000.00
Current Period	<u>48,731.85</u>	Sundry Debtors	3,33,65,784.90
		Cash-in-hand	2,71,12,486.62
		Bank Accounts	<u>9,15,79,845.56</u>
Total	28,06,14,197.18	Total	28,06,14,197.18




The Saraswati Kunj Co-Op House Building Society Ltd

Profit & Loss A/c

1-Apr-1994 to 31-Mar-1995

Particulars	1-Apr-1994 to 31-Mar-1995	Particulars	1-Apr-1994 to 31-Mar-1995
Indirect Expenses	1,59,071.15	Direct Incomes	30,140.00
BANK CHARGES	15,124.90	ADMISSION FEE	30,140.00
Conveyance Exp.	30,034.00		
GENERAL CHARGES	11,215.00	Indirect Incomes	1,77,663.00
Land Exp P.T. Survey	4,000.00	INTEREST RECEIVED	1,77,663.00
MISC. EXPENDITURE	4,135.25		
OFFICE RENT	24,000.00		
POSTAGE	3,524.00		
PRINTING & STATIONARY	11,786.00		
SALARIES EXP.	50,000.00		
TRAVELLING EXP.	5,252.00		
Nett Profit	48,731.85		
Total	2,07,803.00	Total	2,07,803.00




38-

The Saraswati Kunj Co-Op House Building Society Ltd

Trial Balance

1-Apr-1994 to 31-Mar-1995

	Opening Balance	Transactions		Closing Balance
		Debit	Credit	
Capital Account	3,94,300.00 Cr			6,84,600.00 Cr
MEMBERS SHARE	3,94,300.00 Cr	8,600.00	2,98,900.00	6,84,600.00 Cr
Loans (Liability)	15,45,22,520.00 Cr			27,95,33,970.00 Cr
LAND COST	15,45,22,520.00 Cr	1,24,26,200.00	13,74,37,650.00	27,95,33,970.00 Cr
Fixed Assets	11,39,27,955.10 Dr			12,85,06,080.10 Dr
Construction of Rainy Well A/c	16,50,000.00 Dr			16,50,000.00 Dr
Construction of Tubewell Exp	62,00,000.00 Dr			62,00,000.00 Dr
FURNITURE A/C	2,600.00 Dr			2,600.00 Dr
Land Purchase A/c	10,60,75,355.10 Dr	1,45,78,125.00		12,06,53,480.10 Dr
Current Assets	4,13,35,760.23 Dr	21,93,73,233.00	10,86,00,876.15	15,21,08,117.08 Dr
Deposits (Asset)	50,000.00 Dr			50,000.00 Dr
Sundry Debtors	3,37,80,247.90 Dr	1,70,63,662.00	1,74,78,125.00	3,33,65,784.90 Dr
Cash-in-hand	1,10,68,739.87 Dr	1,71,94,955.00	11,51,208.25	2,71,12,486.62 Dr
Bank Accounts	35,63,227.54 Cr	18,51,14,616.00	8,99,71,542.90	9,15,79,845.56 Dr
Direct Incomes			30,140.00	30,140.00 Cr
ADMISSION FEE			30,140.00	30,140.00 Cr
Indirect Incomes			1,77,663.00	1,77,663.00 Cr
INTEREST RECEIVED			1,77,663.00	1,77,663.00 Cr
Indirect Expenses		1,59,071.15		1,59,071.15 Dr
BANK CHARGES		15,124.90		15,124.90 Dr
Conveyance Exp.		30,034.00		30,034.00 Dr
GENERAL CHARGES		11,215.00		11,215.00 Dr
Land Exp P.T. Survey		4,000.00		4,000.00 Dr
MISC. EXPENDITURE		4,135.25		4,135.25 Dr
OFFICE RENT		24,000.00		24,000.00 Dr
POSTAGE		3,524.00		3,524.00 Dr
PRINTING & STATIONARY		11,786.00		11,786.00 Dr
SALARIES EXP.		50,000.00		50,000.00 Dr
TRAVELLING EXP.		5,252.00		5,252.00 Dr
Profit & Loss A/c	3,46,895.33 Cr			3,46,895.33 Cr
Grand Total		24,65,45,229.15	24,65,45,229.15	




-39-P (3) (xii)

The Saraswati Kunj Co-Op House Building Society Ltd

Balance Sheet

1-Apr-1995 to 31-Mar-1996

Liabilities		Assets	
as at 31-Mar-1996		as at 31-Mar-1996	
Capital Account	9,84,500.00	Current Liabilities	20,00,000.00
MEMBERS SHARE	<u>9,84,500.00</u>	Suspense Account	<u>20,00,000.00</u>
Loans (Liability)	1,16,62,03,499.00	Fixed Assets	12,85,06,080.10
LAND COST	<u>1,16,62,03,499.00</u>	Construction of Rainy Well A/c	16,50,000.00
		Construction of Tubewell Exp	62,00,000.00
		FURNITURE A/C	2,600.00
		Land Purchase A/c	<u>12,06,53,480.10</u>
		Current Assets	1,03,16,86,708.71
		Closing Stock	
		Deposits (Asset)	50,000.00
		Sundry Debtors	22,20,65,784.90
		Cash-in-hand	4,22,28,366.62
		Bank Accounts	<u>76,73,42,557.19</u>
		Profit & Loss A/c	49,95,210.19
		Opening Balance	(-)3,95,627.18
		Current Period	<u>53,90,837.37</u>
Total	1,16,71,87,999.00	Total	1,16,71,87,999.00




- 40 -

The Saraswati Kunj Co-Op House Building Society Ltd

Profit & Loss A/c

1-Apr-1995 to 31-Mar-1996

Particulars	1-Apr-1995 to 31-Mar-1996	Particulars	1-Apr-1995 to 31-Mar-1996
Indirect Expenses	1,28,08,862.00	Direct Incomes	31,370.00
ADVERTISEMENT EXP.	2,520.00	ADMISSION FEE	31,370.00
AUDIT FEE	33,386.00		
BANK CHARGES	31,347.00	Indirect Incomes	73,86,654.63
COMMISSION PAID A/C	2,00,200.00	INTEREST RECEIVED	73,86,654.63
Conveyance Exp.	15,365.00		
HUDA A/C	1,17,27,600.00	Nett Loss	53,90,837.37
MISC. EXPENDITURE	10,872.00		
OFFICE RENT	24,000.00		
POSTAGE	7,864.00		
PRINTING & STATIONARY	1,26,368.00		
Refreshment Exp	15,630.00		
SALARIES EXP.	60,000.00		
Security Guard Salary	5,12,820.00		
TRAVELLING EXP.	10,890.00		
Watchman Salary	30,000.00		
Total	1,28,08,862.00	Total	1,28,08,862.00



-41-

The Saraswati Kunj Co-Op House Building Society Ltd

Trial Balance

1-Apr-1995 to 31-Mar-1996

	Opening Balance	Transactions		Closing Balance
		Debit	Credit	
Capital Account	6,84,600.00 Cr			9,84,500.00 Cr
MEMBERS SHARE	6,84,600.00 Cr	11,200.00	3,11,100.00	9,84,500.00 Cr
Loans (Liability)	27,95,33,970.00 Cr			1,16,62,03,499.00 Cr
LAND COST	27,95,33,970.00 Cr	5,83,61,040.00	94,50,30,569.00	1,16,62,03,499.00 Cr
Current Liabilities				20,00,000.00 Dr
Suspense Account		20,00,000.00		20,00,000.00 Dr
Fixed Assets	12,85,06,080.10 Dr			12,85,06,080.10 Dr
Construction of Rainy Well A/c	16,50,000.00 Dr			16,50,000.00 Dr
Construction of Tubewell Exp	62,00,000.00 Dr			62,00,000.00 Dr
FURNITURE A/C	2,600.00 Dr			2,600.00 Dr
Land Purchase A/c	12,06,53,480.10 Dr			12,06,53,480.10 Dr
Current Assets	15,21,08,117.08 Dr			1,03,16,86,708.71 Dr
Deposits (Asset)	50,000.00 Dr			50,000.00 Dr
Sundry Debtors	3,33,65,784.90 Dr	18,87,00,000.00		22,20,65,784.90 Dr
Cash-in-hand	2,71,12,486.62 Dr	2,93,37,320.00	1,42,21,440.00	4,22,28,366.62 Dr
Bank Accounts	9,15,79,845.56 Dr	2,07,79,84,915.03	1,40,22,22,203.40	76,73,42,557.19 Dr
Direct Incomes				31,370.00 Cr
ADMISSION FEE			31,370.00	31,370.00 Cr
Indirect Incomes				73,86,654.63 Cr
INTEREST RECEIVED			73,86,654.63	73,86,654.63 Cr
Indirect Expenses				1,28,08,862.00 Dr
ADVERTISEMENT EXP.		2,520.00		2,520.00 Dr
AUDIT FEE		33,386.00		33,386.00 Dr
BANK CHARGES		31,347.00		31,347.00 Dr
COMMISSION PAID A/C		2,00,200.00		2,00,200.00 Dr
Conveyance Exp.		15,365.00		15,365.00 Dr
HUDA A/C		1,17,27,600.00		1,17,27,600.00 Dr
MISC. EXPENDITURE		10,872.00		10,872.00 Dr
OFFICE RENT		24,000.00		24,000.00 Dr
POSTAGE		7,864.00		7,864.00 Dr
PRINTING & STATIONARY		1,26,368.00		1,26,368.00 Dr
Refresment Exp		15,630.00		15,630.00 Dr
SALARIES EXP.		60,000.00		60,000.00 Dr
Security Guard Salary		5,12,820.00		5,12,820.00 Dr
TRAVELLING EXP.		10,890.00		10,890.00 Dr
Watchman Salary		30,000.00		30,000.00 Dr
Profit & Loss A/c	3,95,627.18 Cr			3,95,627.18 Cr
Grand Total		2,36,92,03,337.03	2,36,92,03,337.03	





-42-P (3) (xiii)

The Saraswati Kunj Co-Op House Building Society Ltd

Balance Sheet

1-Apr-1996 to 31-Mar-1997

Liabilities	as at 31-Mar-1997	Assets	as at 31-Mar-1997
Capital Account	10,67,100.00	Current Liabilities	20,00,000.00
MEMBERS SHARE	<u>10,67,100.00</u>	Suspense Account	<u>20,00,000.00</u>
Loans (Liability)	1,74,39,37,093.00	Fixed Assets	43,92,80,670.60
LAND COST	<u>1,74,39,37,093.00</u>	Construction of Rainy Well A/c	16,50,000.00
		Construction of Tubewell Exp	62,00,000.00
		FURNITURE A/C	2,600.00
		Land Purchase A/c	<u>43,14,28,070.60</u>
		Current Assets	1,24,86,86,209.04
		Closing Stock	
		Deposits (Asset)	5,00,50,000.00
		Sundry Debtors	36,74,26,621.40
		Cash-in-hand	4,77,75,386.25
		Bank Accounts	<u>78,34,34,201.39</u>
		Profit & Loss A/c	5,50,37,313.36
		Opening Balance	49,95,210.19
		Current Period	<u>5,00,42,103.17</u>
Total	1,74,50,04,193.00	Total	1,74,50,04,193.00



-43-

The Saraswati Kunj Co-Op House Building Society Ltd

Profit & Loss A/c

1-Apr-1996 to 31-Mar-1997

Particulars	1-Apr-1996 to 31-Mar-1997	Particulars	1-Apr-1996 to 31-Mar-1997
Indirect Expenses	5,08,70,948.17	Direct Incomes	9,740.00
ACCOUNTING CHARGE	50,000.00	ADMISSION FEE	9,740.00
ADVERTISEMENT EXP.	3,81,450.00		
AGM EXP.	2,70,000.00	Indirect Incomes	8,19,105.00
BANK CHARGES	284.80	INTEREST RECEIVED	8,19,105.00
Conveyance Exp.	28,567.00		
DEVELOPEMENT CHARGES	1,04,34,105.00	Nett Loss	5,00,42,103.17
GENERAL CHARGES	25,853.00		
HUDA A/C	3,80,00,000.00		
MISC. EXPENDITURE	10,666.00		
OFFICE MAINTAINENCE	34,600.00		
OFFICE RENT	24,000.00		
POSTAGE	51,044.40		
PRINTING & STATIONARY	68,252.00		
Professional Charges	1,27,500.00		
SALARIES EXP.	72,000.00		
Security Guard Salary	11,30,230.97		
Staff Welfare Exp	45,495.00		
Telephone Exp.	17,207.00		
TRAVELLING EXP.	68,493.00		
Watchman Salary	31,200.00		
Total	5,08,70,948.17	Total	5,08,70,948.17



-44-

The Saraswati Kunj Co-Op House Building Society Ltd

Trial Balance

1-Apr-1996 to 31-Mar-1997

	Opening Balance	Transactions		Closing Balance
		Debit	Credit	
Capital Account	9,84,500.00 Cr			10,67,100.00 Cr
MEMBERS SHARE	9,84,500.00 Cr	10,100.00	92,700.00	10,67,100.00 Cr
Loans (Liability)	1,16,62,03,499.00 Cr			1,74,39,37,093.00 Cr
LAND COST	1,16,62,03,499.00 Cr	5,31,28,450.00	63,08,62,044.00	1,74,39,37,093.00 Cr
Current Liabilities	20,00,000.00 Dr			20,00,000.00 Dr
Suspense Account	20,00,000.00 Dr			20,00,000.00 Dr
Fixed Assets	12,85,06,080.10 Dr	31,07,74,590.50		43,92,80,670.60 Dr
Construction of Rainy Well A/c	16,50,000.00 Dr			16,50,000.00 Dr
Construction of Tubewell Exp	62,00,000.00 Dr			62,00,000.00 Dr
FURNITURE A/C	2,600.00 Dr			2,600.00 Dr
Land Purchase A/c	12,06,53,480.10 Dr	31,07,74,590.50		43,14,28,070.60 Dr
Current Assets	1,03,16,86,708.71 Dr	1,22,21,60,700.00	1,00,51,61,199.67	1,24,86,86,209.04 Dr
Deposits (Asset)	50,000.00 Dr	5,00,00,000.00		5,00,50,000.00 Dr
Sundry Debtors	22,20,65,784.90 Dr	48,55,00,000.00	34,01,39,163.50	36,74,26,621.40 Dr
Cash-in-hand	4,22,28,366.62 Dr	2,47,26,203.00	1,91,79,183.37	4,77,75,386.25 Dr
Bank Accounts	76,73,42,557.19 Dr	65,84,84,424.00	64,23,92,779.80	78,34,34,201.39 Dr
REGISTRY & STAMP DUTY		34,50,073.00	34,50,073.00	
Direct Incomes			9,740.00	9,740.00 Cr
ADMISSION FEE			9,740.00	9,740.00 Cr
Indirect Incomes			8,19,105.00	8,19,105.00 Cr
INTEREST RECEIVED			8,19,105.00	8,19,105.00 Cr
Indirect Expenses		5,08,70,948.17		5,08,70,948.17 Dr
ACCOUNTING CHARGE		50,000.00		50,000.00 Dr
ADVERTISEMENT EXP.		3,81,450.00		3,81,450.00 Dr
AGM EXP.		2,70,000.00		2,70,000.00 Dr
BANK CHARGES		284.80		284.80 Dr
Conveyance Exp.		28,567.00		28,567.00 Dr
DEVELOPEMENT CHARGES		1,04,34,105.00		1,04,34,105.00 Dr
GENERAL CHARGES		25,853.00		25,853.00 Dr
HUDA A/C		3,80,00,000.00		3,80,00,000.00 Dr
MISC. EXPENDITURE		10,666.00		10,666.00 Dr
OFFICE MAINTAINENCE		34,600.00		34,600.00 Dr
OFFICE RENT		24,000.00		24,000.00 Dr
POSTAGE		51,044.40		51,044.40 Dr
PRINTING & STATIONARY		68,252.00		68,252.00 Dr
Professional Charges		1,27,500.00		1,27,500.00 Dr
SALARIES EXP.		72,000.00		72,000.00 Dr
Security Guard Salary		11,30,230.97		11,30,230.97 Dr
Staff Welfare Exp		45,495.00		45,495.00 Dr
Telephone Exp.		17,207.00		17,207.00 Dr
TRAVELLING EXP.		68,493.00		68,493.00 Dr
Watchman Salary		31,200.00		31,200.00 Dr
Profit & Loss A/c	49,95,210.19 Dr			49,95,210.19 Dr
Grand Total		1,63,69,44,788.67	1,63,69,44,788.67	



- 45-P (3) (xiv)

The Saraswati Kunj Co-Op House Building Society Ltd

Balance Sheet

1-Apr-1997 to 31-Mar-1998

Liabilities		Assets	
as at 31-Mar-1998		as at 31-Mar-1998	
Capital Account	10,67,000.00	Current Liabilities	20,00,000.00
MEMBERS SHARE	<u>10,67,000.00</u>	Suspense Account	<u>20,00,000.00</u>
Loans (Liability)	1,83,41,87,260.00	Fixed Assets	67,16,52,021.60
LAND COST	<u>1,83,41,87,260.00</u>	Construction of Rainy Well A/c	16,50,000.00
		Construction of Tubewell Exp	62,00,000.00
		FURNITURE A/C	2,600.00
		Land Purchase A/c	<u>66,37,99,421.60</u>
		Current Assets	1,00,25,56,637.92
		Closing Stock	
		Deposits (Asset)	10,00,76,500.00
		Sundry Debtors	34,56,69,197.90
		Cash-in-hand	5,17,68,229.25
		Bank Accounts	<u>50,50,42,710.77</u>
		Profit & Loss A/c	15,90,45,600.48
		Opening Balance	5,50,37,313.36
		Current Period	<u>10,40,08,287.12</u>
Total	1,83,52,54,260.00	Total	1,83,52,54,260.00



- 46 -

The Saraswati Kunj Co-Op House Building Society Ltd

Profit & Loss A/c

1-Apr-1997 to 31-Mar-1998

Particulars	1-Apr-1997 to 31-Mar-1998	Particulars	1-Apr-1997 to 31-Mar-1998
Indirect Expenses	12,07,34,662.00	Direct Incomes	1,130.00
ACCOUNTING CHARGE	60,000.00	ADMISSION FEE	1,130.00
ADVERTISEMENT EXP.	3,98,815.00		
Conveyance Exp.	42,680.00	Indirect Incomes	1,67,25,244.88
DEVELOPEMENT CHARGES	5,12,69,456.00	INTEREST RECEIVED	1,67,25,244.88
DONATION A/C	50,000.00		
GENERAL CHARGES	43,235.00		
HUDA A/C	6,62,00,840.00	Nett Loss	10,40,08,287.12
MISC. EXPENDITURE	25,389.00		
OFFICE MAINTAINENCE	41,698.00		
OFFICE RENT	30,000.00		
POSTAGE	14,080.00		
PRINTING & STATIONARY	49,680.00		
Professional Charges	1,20,000.00		
SALARIES EXP.	78,545.00		
Security Guard Salary	21,22,519.00		
Staff Welfare Exp	70,610.00		
TRAVELLING EXP.	85,915.00		
Watchman Salary	31,200.00		
Total	12,07,34,662.00	Total	12,07,34,662.00




-47-

The Saraswati Kunj Co-Op House Building Society Ltd

Trial Balance

1-Apr-1997 to 31-Mar-1998

	Opening Balance	Transactions		Closing Balance
		Debit	Credit	
Capital Account	10,67,100.00 Cr			10,67,000.00 Cr
MEMBERS SHARE	10,67,100.00 Cr	9,000.00	8,900.00	10,67,000.00 Cr
Loans (Liability)	1,74,39,37,093.00 Cr			1,83,41,87,260.00 Cr
LAND COST	1,74,39,37,093.00 Cr	2,32,81,385.00	11,35,31,552.00	1,83,41,87,260.00 Cr
Current Liabilities	20,00,000.00 Dr			20,00,000.00 Dr
Suspense Account	20,00,000.00 Dr			20,00,000.00 Dr
TDS PAYABLE		43,906.00	43,906.00	
Fixed Assets	43,92,80,670.60 Dr			67,16,52,021.60 Dr
Construction of Rainy Well A/c	16,50,000.00 Dr			16,50,000.00 Dr
Construction of Tubewell Exp	62,00,000.00 Dr			62,00,000.00 Dr
FURNITURE A/C	2,600.00 Dr			2,600.00 Dr
Land Purchase A/c	43,14,28,070.60 Dr	23,23,71,351.00		66,37,99,421.60 Dr
Current Assets	1,24,86,86,209.04 Dr			1,00,25,56,637.92 Dr
Deposits (Asset)	5,00,50,000.00 Dr	5,00,26,500.00		10,00,76,500.00 Dr
Sundry Debtors	36,74,26,621.40 Dr	20,69,25,466.50	22,86,82,890.00	34,56,69,197.90 Dr
Cash-in-hand	4,77,75,386.25 Dr	2,31,31,047.00	1,91,38,204.00	5,17,68,229.25 Dr
Bank Accounts	78,34,34,201.39 Dr	20,39,25,283.88	48,23,16,774.50	50,50,42,710.77 Dr
REGISTRY & STAMP DUTY		36,88,461.00	36,88,461.00	
Direct Incomes			1,130.00	1,130.00 Cr
ADMISSION FEE			1,130.00	1,130.00 Cr
Indirect Incomes			1,67,25,244.88	1,67,25,244.88 Cr
INTEREST RECEIVED			1,67,25,244.88	1,67,25,244.88 Cr
Indirect Expenses		12,07,34,662.00		12,07,34,662.00 Dr
ACCOUNTING CHARGE		60,000.00		60,000.00 Dr
ADVERTISEMENT EXP.		3,98,815.00		3,98,815.00 Dr
Conveyance Exp.		42,680.00		42,680.00 Dr
DEVELOPEMENT CHARGES		5,12,69,456.00		5,12,69,456.00 Dr
DONATION A/C		50,000.00		50,000.00 Dr
GENERAL CHARGES		43,235.00		43,235.00 Dr
HUDA A/C		6,62,00,840.00		6,62,00,840.00 Dr
MISC. EXPENDITURE		25,389.00		25,389.00 Dr
OFFICE MAINTAINENCE		41,698.00		41,698.00 Dr
OFFICE RENT		30,000.00		30,000.00 Dr
POSTAGE		14,080.00		14,080.00 Dr
PRINTING & STATIONARY		49,680.00		49,680.00 Dr
Professional Charges		1,20,000.00		1,20,000.00 Dr
SALARIES EXP.		78,545.00		78,545.00 Dr
Security Guard Salary		21,22,519.00		21,22,519.00 Dr
Staff Welfare Exp		70,610.00		70,610.00 Dr
TRAVELLING EXP.		85,915.00		85,915.00 Dr
Watchman Salary		31,200.00		31,200.00 Dr
Profit & Loss A/c	5,50,37,313.36 Dr			5,50,37,313.36 Dr
Grand Total		86,41,37,062.38	86,41,37,062.38	




-48-P (3) (XV)

The Saraswati Kunj Co-Op House Building Society Ltd

Balance Sheet

1-Apr-1998 to 31-Mar-1999

Liabilities		as at 31-Mar-1999	Assets		as at 31-Mar-1999
Capital Account		10,65,700.00	Current Liabilities		20,00,000.00
MEMBERS SHARE	<u>10,65,700.00</u>		Suspense Account	<u>20,00,000.00</u>	
Loans (Liability)		1,95,43,44,036.00	Fixed Assets		85,59,65,178.60
LAND COST	<u>1,95,43,44,036.00</u>		Construction of Rainy Well A/c	16,50,000.00	
			Construction of Tubewell Exp	62,00,000.00	
			FURNITURE A/C	2,600.00	
			Land Purchase A/c	<u>84,81,12,578.60</u>	
			Current Assets		87,27,94,341.32
			Closing Stock		
			Deposits (Asset)	11,80,76,500.00	
			Sundry Debtors	32,14,06,040.90	
			Cash-in-hand	2,48,30,749.25	
			Bank Accounts	<u>40,84,81,051.17</u>	
			Profit & Loss A/c		22,46,50,216.08
			Opening Balance	15,90,45,600.48	
			Current Period	<u>6,56,04,615.60</u>	
Total		1,95,54,09,736.00	Total		1,95,54,09,736.00



-49-

The Saraswati Kunj Co-Op House Building Society Ltd

Profit & Loss A/c

1-Apr-1998 to 31-Mar-1999

Particulars	1-Apr-1998 to 31-Mar-1999	Particulars	1-Apr-1998 to 31-Mar-1999
Indirect Expenses	7,51,59,033.00	Direct Incomes	1,450.00
ACCOUNTING CHARGE	75,000.00	ADMISSION FEE	1,450.00
ADVERTISEMENT EXP.	87,110.00		
Conveyance Exp.	58,220.00	Indirect Incomes	95,52,967.40
DEVELOPEMENT CHARGES	5,06,49,305.00	INTEREST RECEIVED	95,52,967.40
DIRECTOR TOWN & COUNTRY PLANNER	11,60,000.00		
DONATION A/C	1,30,000.00		
Electricity Exp	37,770.00		
GENERAL CHARGES	46,500.00		
HUDA A/C	1,90,00,000.00		
Legal Exp	1,00,000.00		
MISC. EXPENDITURE	40,280.00		
OFFICE MAINTAINENCE	52,500.00		
OFFICE RENT	30,000.00		
POSTAGE	32,400.00		
PRINTING & STATIONARY	1,12,800.00		
Professional Charges	1,20,000.00		
SALARIES EXP.	90,000.00		
Security Guard Salary	31,08,778.00		
Staff Welfare Exp	72,240.00		
TRAVELLING EXP.	1,12,930.00		
Watchman Salary	43,200.00		
		Nett Loss	6,56,04,615.60
Total	7,51,59,033.00	Total	7,51,59,033.00




- 50 -

The Saraswati Kunj Co-Op House Building Society Ltd

Trial Balance

1-Apr-1998 to 31-Mar-1999

	Opening Balance	Transactions		Closing Balance
		Debit	Credit	
Capital Account	10,67,000.00 Cr			10,65,700.00 Cr
MEMBERS SHARE	10,67,000.00 Cr	13,000.00	11,700.00	10,65,700.00 Cr
Loans (Liability)	1,83,41,87,260.00 Cr	3,58,68,750.00	15,60,25,526.00	1,95,43,44,036.00 Cr
LAND COST	1,83,41,87,260.00 Cr	3,58,68,750.00	15,60,25,526.00	1,95,43,44,036.00 Cr
Current Liabilities	20,00,000.00 Dr			20,00,000.00 Dr
Suspense Account	20,00,000.00 Dr			20,00,000.00 Dr
TDS PAYABLE		65,379.00	65,379.00	
Fixed Assets	67,16,52,021.60 Dr	18,43,13,157.00		85,59,65,178.60 Dr
Construction of Rainy Well A/c	16,50,000.00 Dr			16,50,000.00 Dr
Construction of Tubewell Exp	62,00,000.00 Dr			62,00,000.00 Dr
FURNITURE A/C	2,600.00 Dr			2,600.00 Dr
Land Purchase A/c	66,37,99,421.60 Dr	18,43,13,157.00		84,81,12,578.60 Dr
Current Assets	1,00,25,56,637.92 Dr	45,26,55,599.40	58,24,17,896.00	87,27,94,341.32 Dr
Deposits (Asset)	10,00,76,500.00 Dr	1,80,00,000.00		11,80,76,500.00 Dr
Sundry Debtors	34,56,69,197.90 Dr	16,00,50,000.00	18,43,13,157.00	32,14,06,040.90 Dr
Cash-in-hand	5,17,68,229.25 Dr	82,82,900.00	3,52,20,380.00	2,48,30,749.25 Dr
Bank Accounts	50,50,42,710.77 Dr	26,63,22,699.40	36,28,84,359.00	40,84,81,051.17 Dr
Direct Incomes			1,450.00	1,450.00 Cr
ADMISSION FEE			1,450.00	1,450.00 Cr
Indirect Incomes			95,52,967.40	95,52,967.40 Cr
INTEREST RECEIVED			95,52,967.40	95,52,967.40 Cr
Indirect Expenses		7,51,59,033.00		7,51,59,033.00 Dr
ACCOUNTING CHARGE		75,000.00		75,000.00 Dr
ADVERTISEMENT EXP.		87,110.00		87,110.00 Dr
Conveyance Exp.		58,220.00		58,220.00 Dr
DEVELOPEMENT CHARGES		5,06,49,305.00		5,06,49,305.00 Dr
DIRECTOR TOWN & COUNTRY PLANNER		11,60,000.00		11,60,000.00 Dr
DONATION A/C		1,30,000.00		1,30,000.00 Dr
Electricity Exp		37,770.00		37,770.00 Dr
GENERAL CHARGES		46,500.00		46,500.00 Dr
HUDA A/C		1,90,00,000.00		1,90,00,000.00 Dr
Legal Exp		1,00,000.00		1,00,000.00 Dr
MISC. EXPENDITURE		40,280.00		40,280.00 Dr
OFFICE MAINTAINENCE		52,500.00		52,500.00 Dr
OFFICE RENT		30,000.00		30,000.00 Dr
POSTAGE		32,400.00		32,400.00 Dr
PRINTING & STATIONARY		1,12,800.00		1,12,800.00 Dr
Professional Charges		1,20,000.00		1,20,000.00 Dr
SALARIES EXP.		90,000.00		90,000.00 Dr
Carried Over	15,90,45,600.48 Cr	74,80,74,918.40	74,80,74,918.40	15,90,45,600.48 Cr



continued ...

The Saraswati Kunj Co-Op House Building Society Ltd

Trial Balance 1-Apr-1998 to 31-Mar-1999

	Opening Balance	Transactions		Closing Balance
		Debit	Credit	
Brought Forward	15,90,45,600.48 Cr	74,80,74,918.40	74,80,74,918.40	15,90,45,600.48 Cr
Security Guard Salary		31,08,778.00		31,08,778.00 Dr
Staff Welfare Exp		72,240.00		72,240.00 Dr
TRAVELLING EXP.		1,12,930.00		1,12,930.00 Dr
Watchman Salary		43,200.00		43,200.00 Dr
Profit & Loss A/c	15,90,45,600.48 Dr			15,90,45,600.48 Dr
Grand Total		74,80,74,918.40	74,80,74,918.40	

